
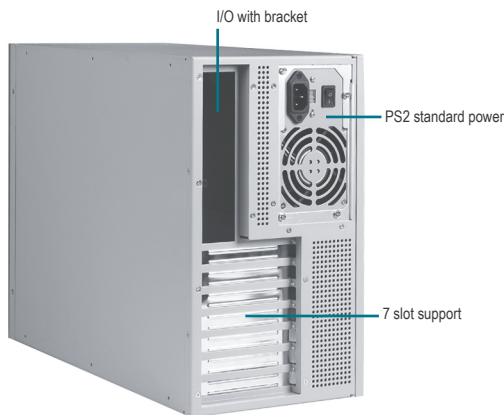



7-slot Wallmount Chassis



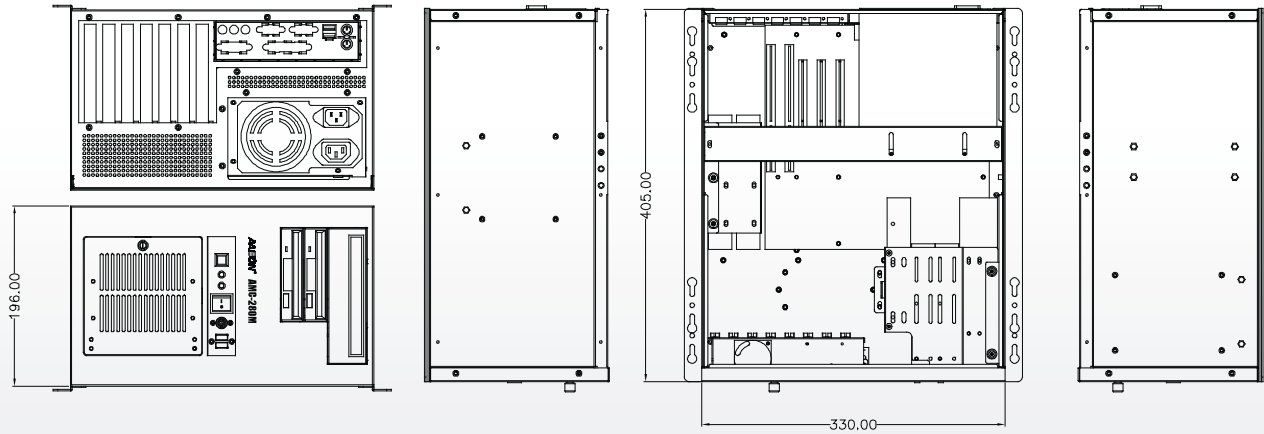
Features

- 7 Slot Wall Mounting Chassis
- Supports ATX, Micro ATX Form Factor Motherboard
- Supports Standard PS/2 AT/ATX Power Up to 400W
- One or Two(Optional) Front Panel 3.5'' Disk Drive Bay For Floppy Drive
- One Front Panel 5.25'' Disk Drive Bay For Removable Hard Disks or CD-ROMs
- Up to Four(Optional) Internal 3.5'' Disk Drive Bay For Hard Disks
- PS/2 Keyboard and USB Connector on Front Panel
- Optional For DRV RAID Drive Tower

Specifications

| Specifications | |
|-----------------------|--|
| Construction | Heavy-duty steel chassis |
| Storage | External: One or two(optional) 3.5'' Floppy Drive or One 5.25'' CD-ROMs or Removable Hard Disk Drive Internal: Up to four(Optional) 3.5'' Hard Disk |
| System Fan | One 12cm Ball Bearing Fan with Removable Filter |
| Front I/O panel | Power ON/OFF Switch X 1 Reset Button X 1 Power ON LED X 1 HDD Active LED X 1 PS/2 Keyboard Connector X 1 USB x 2 |
| Rear I/O Panel | I/O with bracket depended on Motherboard |
| Color | White |
| Dimensions | 330mm (W) x 408mm (D) x 172mm(H) |
| Net weight | 9 kg |
| Environmental | |
| Gross weight | 10 kg |
| Operating Temperature | 32°F ~ 133°F (0°C ~ 50°C) |
| Storage Temperature | -4°F ~ 158°F (-20°C ~ 80°C) |
| Operating humidity | 10 ~ 90% |
| Storage humidity | 10 ~ 90% @ 40°C, non-condensing |
| Vibration | 0.5G / 5 ~ 500Hz / operation (2.5'' Hard Disk Drive) 1.5G / 5 ~ 500Hz / no operation |
| Shock | 15G peak acceleration (11 m sec. duration), operation 30G peak acceleration (11 m sec. duration), non operation |

Dimension Unit: mm



Power Supply Options

| Model/Name | Description | Size |
|------------|--|------|
| 1757925000 | SPS. 115/230V. 250W. AT. PS2. Non-PFC Power | PS/2 |
| 1757925001 | SPS. 115/230V. 250W. ATX. PS2. Non-PFC Power | PS/2 |
| 1757925004 | SPS. 115/230V. 250W. ATX. PS2. Passive PFC Power | PS/2 |
| 1757930008 | SPS. 115/230V. 300W. ATX. PS2. Passive PFC Power | PS/2 |
| 1757330002 | SPS. ATX. 100-240V. 300W. AC with PFC Power | PS/2 |
| 1757940006 | SPS. 100/240V. 400W. ATX. Mini REDUNDANT x 2 | PS/2 |
| 1757946000 | SPS. 100/240V. 460W. ATX. Mini REDUNDANT x 2 | PS/2 |

Industrial Motherboard Options

| CPU Card | CPU Level |
|----------|---|
| FWB-880 | Socket LGA775 P4/Celeron®-D CPU up to 3.8 GHz(533/800/1066) |

Ordering Information

| Model Name | Description |
|------------|--------------|
| AMC-280M-W | Bare Chassis |