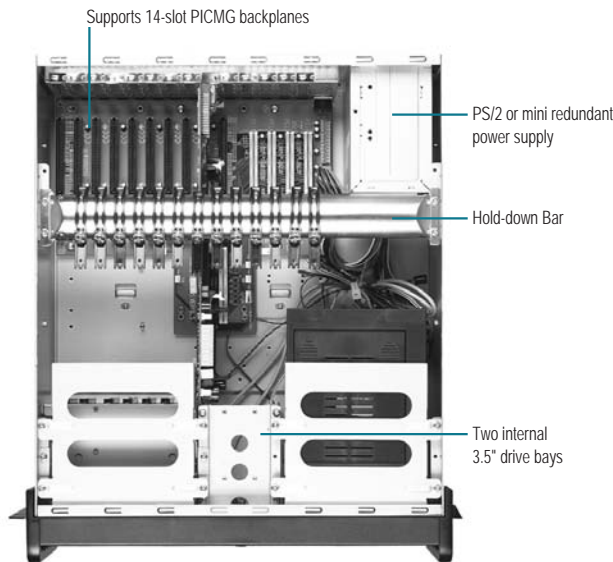



ARC-645

4U Rackmount Chassis

Industrial Computing Platform Partner



Features

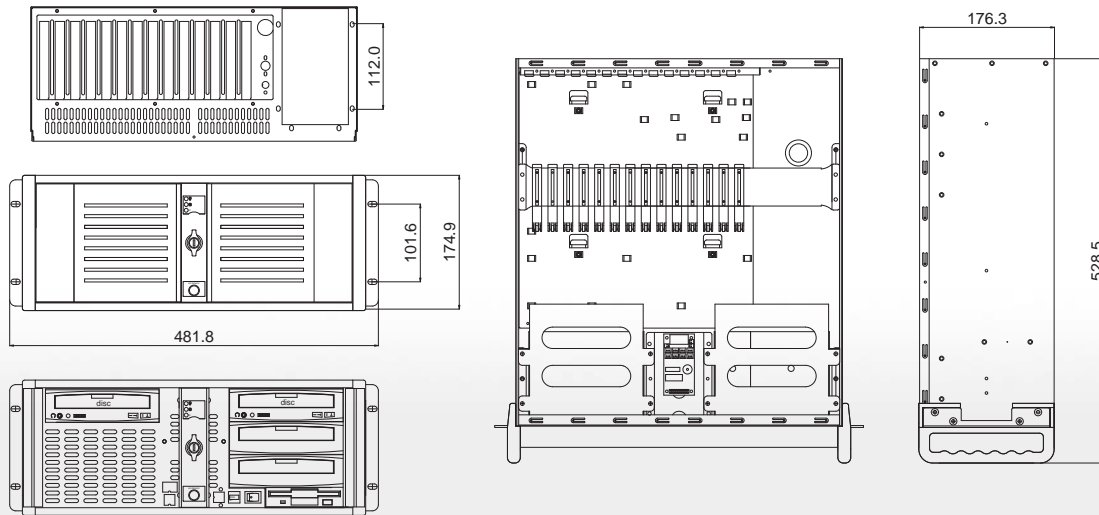
- 4U Height 19" Rackmount Chassis
- Supports 14-slot ISA/PICMG Bus Passive Backplanes
- Supports Standard PS/2 AT/ATX and Mini-redundant Power Supplies
- Four 5.25" and One 3.5" Front Accessible Disk Drive Bays
- Two Internal 3.5" Disk Drive Bays for Hard Disk Bays
- Dual Lockable Front Doors for Protecting the Running System
- Two USB Ports and Keyboard Connector on Front Panel

Specifications

Main Specifications	
Construction	1.2mm SECC Zinc-coated steel (Japanese Manufactured)
Storage	External: One 3.5" floppy drive Four 5.25" CD-ROMs or removable hard disk drive Internal: Two 3.5" Hard Disks
System Fan	One 12cm ball bearing fan with removable filter
Front I/O panel	Power ON/OFF Switch x 1 Reset Button x 1 Power ON LED x 1 Hard Disk Drive Active LED x 1 LAN LED x 1 USB Ports x 2 PS/2 keyboard x 1
Rear I/O panel	AT keyboard connector x 1 Reserved cutout for DB-25 connector x 1
Color	Black
Dimensions	19" (W) x 20.8" (D) x 7" (H) (482mm x 528mm x 177mm)
Carton Size	21.6" (W) x 27" (D) x 12.4" (H) (548mm x 685mm x 315mm)
Net Weight	26.4lbs (12kg)
Gross Weight	30.8lbs (14kg)
Environmental	
Operating Temperature	32°F ~ 113°F (0°C ~ 50°C)
Storage Temperature	-4°F ~ 158°F (-20°C ~ 80°C)
Operating Humidity	10 ~ 90%
Storage Humidity	10 ~ 90% @ 40°C, non-condensing
Vibration	0.5G / 5 ~ 500Hz / operation (2.5" Hard Disk Drive) 1.5G / 5 ~ 500Hz / no operation
Shock	15G peak acceleration (11 m sec. duration), operation 30G peak acceleration (11 m sec. duration), non operation
EMC	CE/FCC Class A

Dimension

Unit : mm



Power Supply Options

Model Name	Description	Size
PW-P250-S-01	SPS 115/230V 250W AT PS2 Non-Power Factor Correcting	PS/2
PW-X250-S-00	SPS 115/230V 250W ATX PS2 Non-Power Factor Correcting	PS/2
PW-S250-S-00	SPS 115/230V 250W ATX PS2 Passive Power Factor Correcting	PS/2
PW-S300-S-00	SPS 115/230V 300W ATX PS2 Passive Power Factor Correcting	PS/2
PW-S300-A-00	SPS 115/230V 300W ATX PS2 Active Power Factor Correcting	PS/2
PW-R400-A-00	SPS 100/240V 400W ATX Mini REDUNDANT x 2	PS/2
PW-R460-A-00	SPS 100/240V 460W ATX Mini REDUNDANT x 2	PS/2

Backplane Options

Model Name	Backplane Type	Slots						Power Connector	Configuration Standard
		Total	Master	PCI	ISA	AGP	System		
BP-213RG-P4-A11-01	PICMG	14	2	4	8	0	Single	ATX, AT	PICMG
BP-214SG-P4-A11-01	PICMG	14	2	4	9	0	Single	ATX, AT	PICMG
BP-214SG-P7-A11-01	PICMG	14	2	7	6	0	Single	ATX, AT	PICMG
BP-214SG-P12-A11-01	PICMG	14	2	12	2	0	Single	ATX, AT	PICMG
BP-214SS-P4-V11	PISA	14	2	4	8	0	Single	ATX, AT	PISA
BP-214SI-V61	ISA	14	14	0	14	0	Single	AT	ISA

Full-size CPU Card Options

CPU Card	CPU Level
SBC-860	Socket 478 P4/Celeron (.18 μ / .13 μ) up to 3.06GHz (400/533)
SBC-780	Socket 370 PIII/Celeron (.18 μ / .13 μ) up to 1.4GHz (66/100/133)
FSB-865G	Socket 478 P4/Celeron (.18 μ / .13 μ) up to 3.2GHz (400/533/800)
FSB-860B	Socket 478 P4/Celeron (.18 μ / .13 μ) up to 3.06GHz (400/533)

Ordering Information

Model Name	Description
ARC-645-B	4U Industrial Bare Chassis. for 14-slot Backplane &. PS2 Power. PS SW(ATX),Color: Black
ARC-645R4-S30-B	ARC-645-B 4U Chassis.W/BP-213RG-P4, W/300W Passive Power Factor Correcting ATX, Color: Black
ARS-645G4-860-S30-B	ARC-645 4U Chassis W/SBC-860, 14 slots Backplane, W/300W Passive Power Factor Correcting ATX, Color: Black