


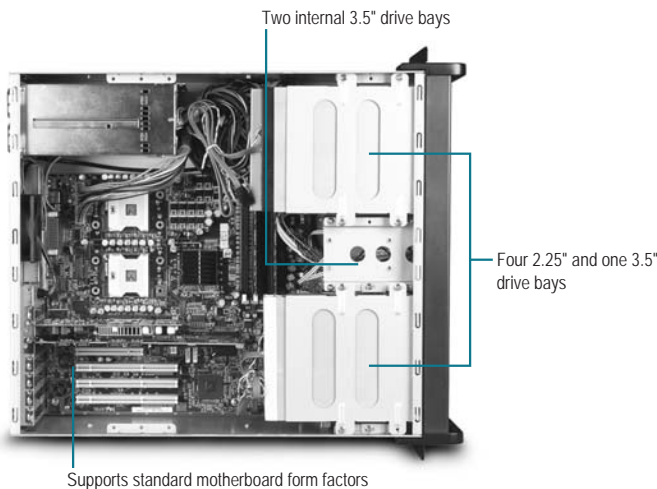
# ARC-645M

## 4U Rackmount Chassis

Industrial Computing Platform Partner



PS/2 or mini redundant power supply



Two internal 3.5" drive bays

Four 2.25" and one 3.5" drive bays

Supports standard motherboard form factors

### Features

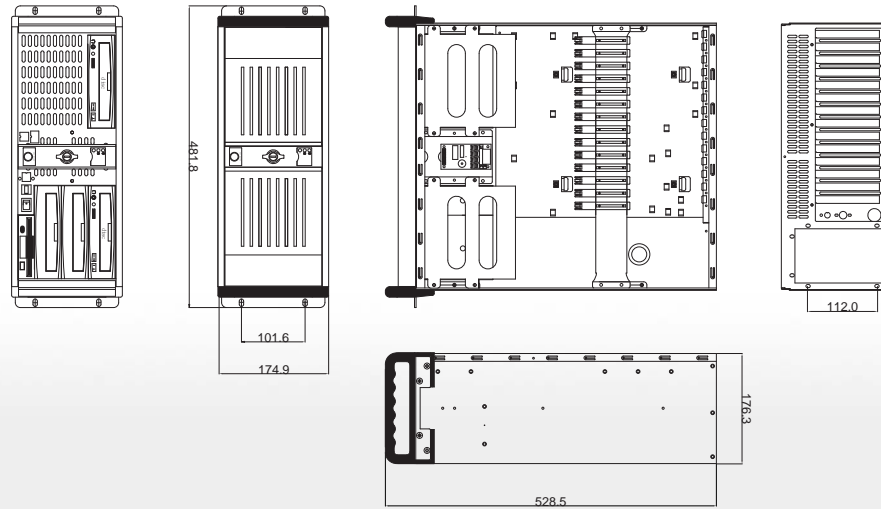
- 4U Height 19" Rackmount Chassis
- Two System Fans Support to Cool-down CPU and Key Component Temperature
- Supports Standard Motherboard ATX, Micro ATX, Server Board Form Factor
- Supports Standard PS/2 AT/ATX and Mini-redundant Power
- Four 5.25" and One 3.5" Front Accessible Disk Drive Bays, Two Internal 3.5" Disk Drive Bays for Hard Disks
- Dual Lockable Front Doors for Protecting the Running System
- Two USB Ports and Keyboard Connector on Front Panel

### Specifications

Main Specifications	
Construction	1.2mm SECC Zinc-coated Steel (Japanese Manufactured)
Storage	External: One 3.5" floppy drive Four 5.25" CD-ROMs or removable hard disk drive Internal: Two 3.5" hard disks
System Fan	One 12cm fan in front panel, one 8cm fan in rear side
Front I/O panel	Power ON/OFF Switch X 1 Reset Button X 1 Power ON LED X 1 Hard Disk Drive Active LED X 1 LAN Active LED X 1 USB Ports X 2 PS/2 keyboard connector X 1
Rear I/O panel	AT keyboard connector X 1 Reserved cutout for DB-25 connector X 1
Color	Black
Dimensions	19" (W) x 7" (H) x 20.78" (D) (482mm x 177mm x 528mm)
Carton Dimensions	21.6" (W) x 12.4" (H) x 27" (D) (548mm x 315mm x 685mm)
Net Weight	26.4lbs (12kg)
Gross Weight	30.8lbs (14kg)
Environmental	
Operating Temperature	32°F ~ 113°F (0°C ~ 50°C)
Storage Temperature	-4°F ~ 158°F (-20°C ~ 80°C)
Operating Humidity	10 ~ 90%
Storage Humidity	10 ~ 90% @ 40°C, non-condensing
Vibration	0.5G / 5 ~ 500Hz / operation (2.5" Hard Disk Drive) 1.5G / 5 ~ 500Hz / no operation
Shock	15G peak acceleration (11 m sec. duration), operation 30G peak acceleration (11 m sec. duration), non operation
EMC	CE/FCC class A

## Dimension

Unit: mm



## Power Supply Options

Model Name	Description	Size
PW-P250-S-01	SPS 115/230V 250W AT PS2 Non-Power Factor Correcting	PS/2
PW-X250-S-00	SPS 115/230V 250W ATX PS2 Non-Power Factor Correcting	PS/2
PW-S250-S-00	SPS 115/230V 250W ATX PS2 Passive Power Factor Correcting	PS/2
PW-S300-S-00	SPS 115/230V 300W ATX PS2 Passive Power Factor Correcting	PS/2
PW-Z300-A-00	SPS 115/230V 300W ATX PS2 Active Power Factor Correcting	PS/2
PW-R400-A-00	SPS 100/240V 400W ATX Mini REDUNDANT x 2	PS/2
PW-R460-A-00	SPS 100/240V 460W ATX Mini REDUNDANT x 2	PS/2

## Ordering Information

Model Name	Description
ARC-645M-B	4U Industrial Bare Chassis.W/O Motherboard, W/O Power PS SW(ATX), color: Black
ARC-645M-S30-B	4U Industrial Bare Chassis.W/O Motherboard, W/300 Passive Power Factor Correcting ATX, color: Black

1

Full-size SBC

2

Half-size SBC

3

Embedded Motherboards

4

Mini PCI Modules

5

Industrial backplanes

6

Industrial Chassis

7

Sun-readable LCD Monitors

8

Accessories